

**BH**

# ULTRALIGHT EVO

THE LIGHTEST



**BH**

# ULTRALIGHT EVO 9.0

*THE LIGHTEST*



 **CYCLING INDUSTRIES**  
DIVISION OF BANAMA CORPORATION



# ULTRALIGHT EVO 9.0

## Specifications

### FRAME



#### Frame

Ultralight EVO Disc  
ACR Carbon Monocoque

#### Fork

Ultralight EVO Disc, Intergrated  
Tapered Full Carbon 1.5

#### Stem

FSA Metron  
5D ACR

#### Headset

FSA ACR

### DIVETRAIN



#### Shift Levers

Shimano Dura Ace  
DI2 Hydra

#### Rear Derailleur

Shimano Dura  
Ace DI2 12sp

#### Front Derailleur

Shimano Dura  
Ace DI2 12v

#### Crank Set

Shimano Dura  
Ace 12v

#### Cassete

Shimano Dura  
Ace 11/34

#### Chain

Shimano Dura Ace 12v



# ULTRALIGHT EVO 9.0

## Specifications

### BRAKES



#### Front Brake

Shimano Dura  
Ace Hydraulic

#### Rear Brake

Shimano Dura  
Ace Hydraulic

### WHEELSET



#### Wheelset

EVO 38 Disc V3

#### Tyres

Hutchinson Fusion 5  
700x28

### SEAT



#### Saddle

Prologo Dimension

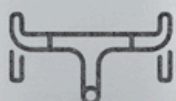
#### Seat Clamp

BH Ultralight Integrated

#### Seatpost

BH EVO 27,2

### COCKPIT



#### Handlebar

FSA Metron 5D ACR

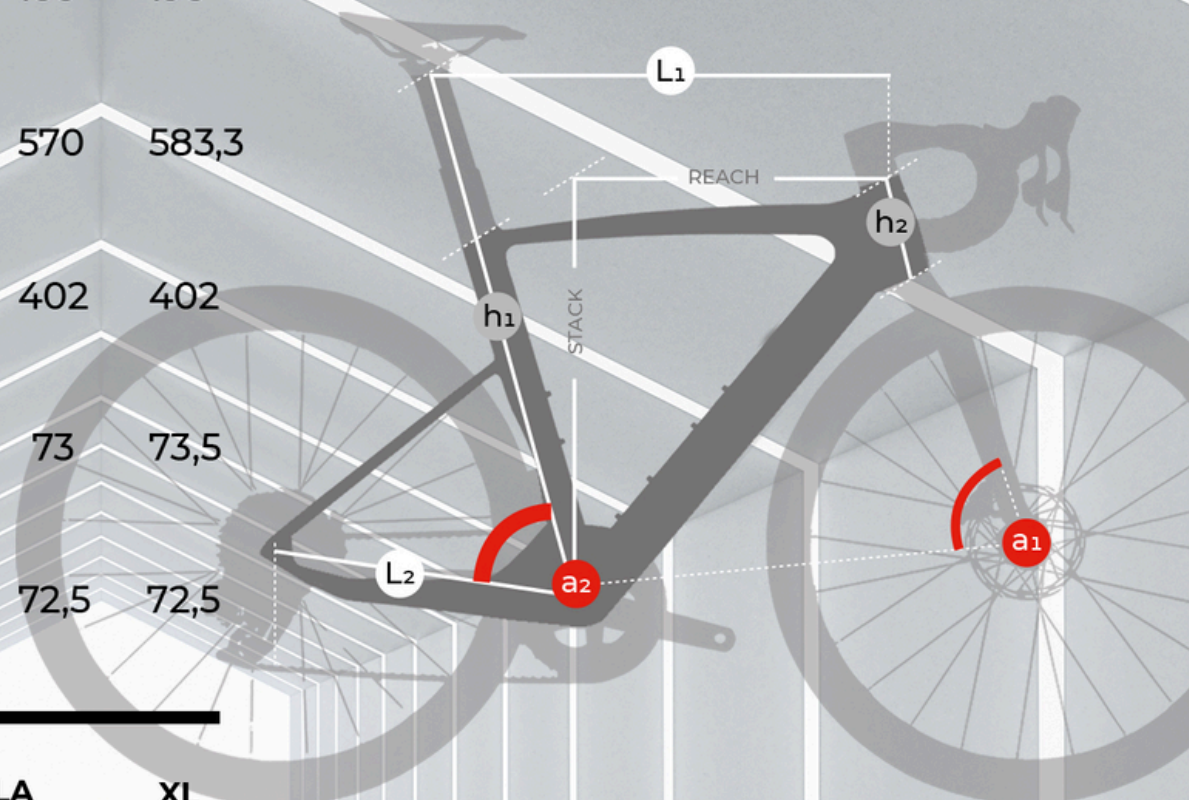


CYCLING INDUSTRIES  
DIVISION OF BANAMA CORPORATION

## Geometry

	XS	SM	MD	LA	XL
$h_1$ SEAT-TUBE LENGTH	470	480	505	540	552
$h_2$ HEAD-TUBE LENGTH	115	120	150	185	195
$L_1$ TOP-TUBE LENGTH (HORIZONTAL)	530	543	557	570	583,3
$L_2$ CHAIN-STAY LENGTH	402	402	402	402	402
$a_1$ HEAD-TUBE ANGLE	72,2	72,5	73	73	73,5
$a_2$ SEAT-TUBE ANGLE	74,8	74	73	72,5	72,5

### FRAME GUIDE



	XS	SM	MD	LA	XL
STACK	517,16	523,39	549,17	583,18	594,4
REACH	381,57	382,98	383,85	386,13	395,89

**BH**

# ULTRALIGHT EVO 9.5

*THE LIGHTEST*



 **CYCLING INDUSTRIES**  
DIVISION OF BANAMA CORPORATION

## Specifications

### FRAME



#### Frame

Ultralight EVO Disc  
ACR Carbon Monocoque

#### Fork

Ultralight EVO Disc, Intergrated  
Tapered Full Carbon 1.5

#### Stem

FSA Metron  
5D ACR

#### Headset

FSA ACR

### DIVETRAIN



#### Shift Levers

Sram Red  
Etap AXS

#### Rear Derailleur

Sram Red  
Etap AXS

#### Front Derailleur

Sram Red  
Etap AXS

#### Crank Set

Sram Red  
AXS 50/37

#### Cassete

Sram Red  
10/28

#### Chain

Sram D1 12sp



# ULTRALIGHT EVO 9.5

## Specifications

### **BRAKES**

#### **Front Brake**

Sram Red AXS

#### **Rear Brake**

Sram Red AXS



### **WHEELSET**

#### **Wheelset**

Zipp 454 Disc

#### **Tyres**

Hutchinson Fusion 5  
700x28



### **SEAT**

#### **Saddle**

Prologo Dimension

#### **Seat Clamp**

BH Utralight Integrated



#### **Seatpost**

BH EVO 27,2

### **COCKPIT**

#### **Handlebar**

FSA Metron 5D ACR

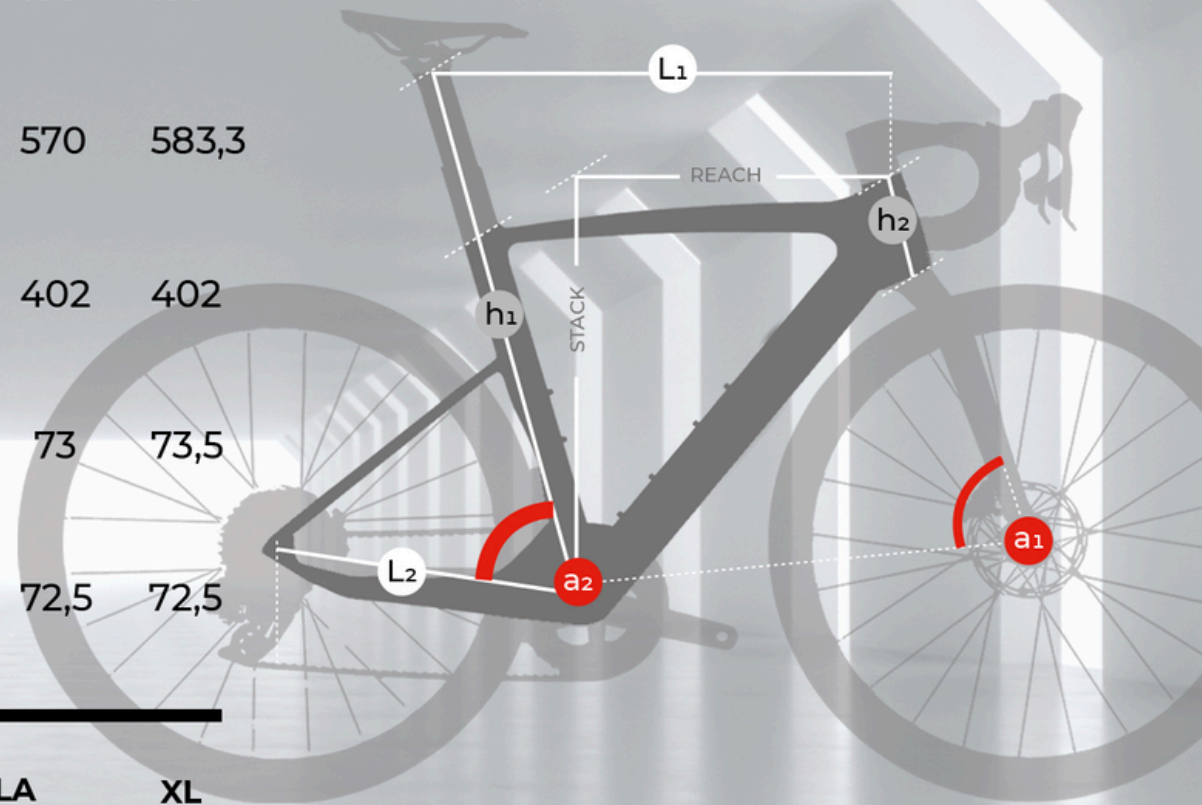




## Geometry

	XS	SM	MD	LA	XL
$h_1$ SEAT-TUBE LENGTH	470	480	505	540	552
$h_2$ HEAD-TUBE LENGTH	115	120	150	185	195
$L_1$ TOP-TUBE LENGTH (HORIZONTAL)	530	543	557	570	583,3
$L_2$ CHAIN-STAY LENGTH	402	402	402	402	402
$a_1$ HEAD-TUBE ANGLE	72,2	72,5	73	73	73,5
$a_2$ SEAT-TUBE ANGLE	74,8	74	73	72,5	72,5

### FRAME GUIDE



	XS	SM	MD	LA	XL
STACK	517,16	523,39	549,17	583,18	594,4
REACH	381,57	382,98	383,85	386,13	395,89